



UNIONE EUROPEA



REPUBBLICA ITALIANA



REGIONE AUTÒNOMA DE SARDIGNA
REGIONE AUTONOMA DELLA SARDEGNA

Archeological area of Sant'Eulalia

Patrimonio culturale
SARDEGNA Virtual Archaeology



■ Bricks and *hamatae* tiles

In the Sant'Eulalia archaeological area, several fragments were found (no unbroken items) of tiles¹ (fig. 1), terracotta tile² (fig. 2b), bricks³ (fig. 2a), terracotta pipes⁴ and *hamatae* tiles (fig. 6).



Fig. 1 - Section and elevation of a piece of tile with engraved mark
(from ARRU 2002 Table. XII, 9, p. 330).

¹ Arru 2002b, pp. 329-331, Tab. XII, 9-10, p. 330.

² Flat roof tiles with raised edges on which the rounded tiles stood. For terracotta tiles found in Sant'Eulalia, please see Arru 2002, page 331.

³ Gispert 2002, fig. 73a, n. 95, p. 149; Arru 2002b, p. 331.

⁴ Arru 2002b, pages 331-332.



Fig. 2 - Two fragments of clay: a - baked brick; b - flat tile (photo by AFS).

The numerous fragments of terracotta and Roman roof tiles (figs. 1b - 3) come from the roofs on houses collapsing (fig. 4).

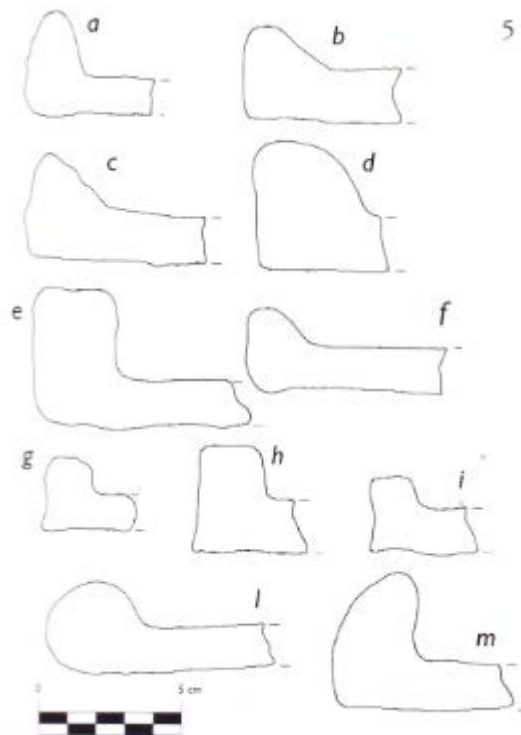


Fig. 3 - Sections of the wings of the tiles from Vico III Lanusei (from Sanna 2006, C155, p. 286).




Fig. 4 - drawing of the tile covering on the roof: stone tiles, rounded tiles and antefixes (drawing by M. Tatti).

The two terracotta types, often used together, aim to preserve the walls underneath, helping the water to flow away. The flat tiles were usually trapezoid in shape, with raised wings on the long sides⁵ (fig. 1b). The rounded tiles⁶ to a bigger or smaller extent, like the flat tiles and bricks, sometimes have engraved marks in their surface, made before baking⁷, probably used for the *tegularius*⁸ (fig. 2). The bricks⁹ (fig. 1b) often have the pattern of a wooden grate on the underside¹⁰ (see fig.1a) or of straw on which the bricks were placed to dry out. The bricks had different functions depending on size, being a fundamental element of domestic walls, also for sub-structures or infrastructures 8e.g. In the sewer canal under the paved road of Sant'Eulalia). The terracotta

⁵ Gispert 2002, n. 99, p. 150-151; n. 97, p. 150.

⁶ PINNA 2002b, pages 329-331. XII,9-10, p. 330; Gispert 2002, n. 99, pages 150-151.

⁷ Arru 2001, p. 120; Arru 2002, p. 329; Sanna 2006, pages 280- 292.

⁸ The craftsman who made tiles was called a *tegularius*.

⁹ Arru 2002b, p. 331; Gispert 2002, fig. 73b, nos. 95-96 p. 149-150.

¹⁰ Gispert 2002, fig. 73a, n. 95, p. 149.

pipes¹¹ (fig. 5) played a fundamental role in water supply, or in some cases, in steam supply: they are tubes and pipes *ante litteram*.

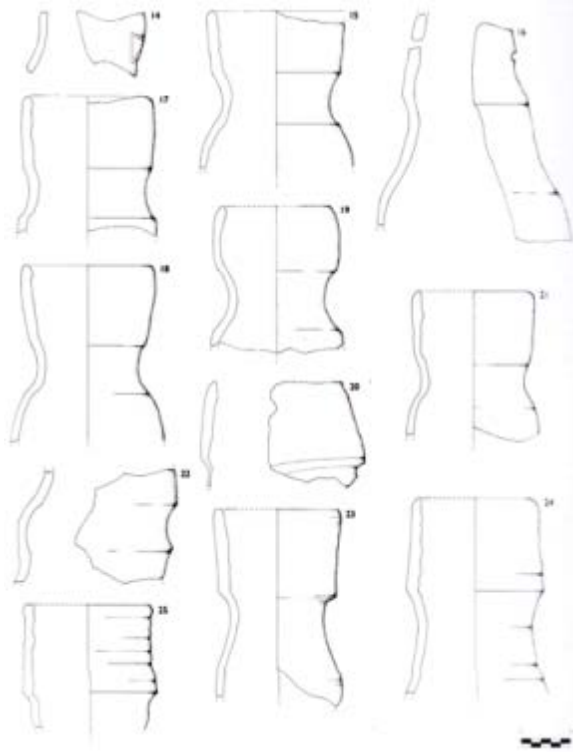


Fig. 5 - Sections of the wings of the tiles from Vico III Lanusei (from Sanna 2006, C164, p. 293).

The *hamatae* or *mammatae* tiles¹² (fig. 6) can still be seen fixed to the back wall of the colonnade, used to create an air chamber to isolate the wall coverings from humidity. They get their name from the presence of four or five protuberances. The date is difficult to define due to the morphological possibility of preservation of this type of material: in fact, given their practical use, the bricks and construction materials in general have been produced over the centuries with the same characteristics and with few differences. Based on the items found in association with them, they could have been made over a large period of time over the centuries of the Late Antique and High Medieval Ages. The items were probably made locally due to the similarity of the mix used

¹¹ Sanna 2006, C164, p. 293, pages 92-95.

¹² Adam 1989, p. 294.

with some of the ceramics attributed to local production that were found in situ and with the advantage of lower costs¹³.



Fig. 6 - *Hamatae* tiles at the back of the colonnade (photo by Unicity S.p.A.).

¹³ Ghiotto 2004, p. 7.

■ Credits

Coordination Prof. Rossana Martorelli

Deepening card edited by Dr. Claudia Cocco and Dr. Francesca Collu

■ Bibliographic abbreviations

- ADAM 1989 P.J. ADAM, *L'arte di costruire presso i romani. Materiali e tecniche*, Milano 1989.
- ARRU 2001 M.G. ARRU, *I materiali fittili da costruzione dal Castello di Monreale (Sardara - Cagliari)*, in E. DE MINICIS (a cura di), *I laterizi in età medievale. Dalla produzione al cantiere. Atti del Convegno Nazionale di Studi* (Roma, 4-5 giugno 1998), Roma 2001, pp. 115-124.
- ARRU 2002 M.G. ARRU, *Fittili da costruzione*, in MARTORELLI, MUREDDU 2002b, pp. 329-332.
- GHIOTTO 2004 A.R. GHIOTTO, *L'architettura romana nelle città di Sardegna*, Roma 2004.
- GISPERT 2002 L.C. GISPERT, *Laterizi, nn. 95-99*, in MARTORELLI, MUREDDU 2002a, pp. 149-151.
- MARTORELLI, MUREDDU 2002a D. MARTORELLI, D. MUREDDU (a cura di), *Cagliari, le radici di Marina: dallo scavo archeologico di S. Eulalia un progetto di ricerca formazione e valorizzazione*, Cagliari 2002.
- MARTORELLI, MUREDDU 2002b M. MARTORELLI, D. MUREDDU, *Scavi sotto la chiesa di S. Eulalia a Cagliari. Notizie preliminari*, in AM, 29, 2002, pp. 283-340.

MARTORELLI, MUREDDU R. MARTORELLI, D. MUREDDU (a cura di), *Archeologia urbana a Cagliari. Scavi in Vico III Lanusei (1996-1997)*, Cagliari 2006.

SANNA 2006 A.L. SANNA, *Fittili da costruzione*, in MARTORELLI, MUREDDU 2006, pp. 280-295.

■ Periodicals and magazines

AM *Archeologia Medievale, cultura materiale, insediamenti, territorio*, Firenze, I, 1973 e ss.



UNIONE EUROPEA



REPUBBLICA ITALIANA



REGIONE AUTÒNOMA DE SARDIGNA
REGIONE AUTONOMA DELLA SARDEGNA

La Sardegna cresce con l'Europa



UNIONE EUROPEA

Progetto cofinanziato dall'Unione Europea
Programma Operativo FESR 2007-2013

FESR - Fondo Europeo di Sviluppo Regionale - Asse I, Linea di Attività 1.2.3.a